




Multiboard




Shower Bases



Drains



Niches




m

If you're looking for innovative ways to enhance the performance of a building, Marmox has the answers...

Contents

Multiboard.....	1
Ready to Tile Over Shower Bases	3
Fillets & Shower Hobs	5
Shower Niches & Footrest.....	6
Drains.....	7
Shower Tray Kits.....	8

Multiboard



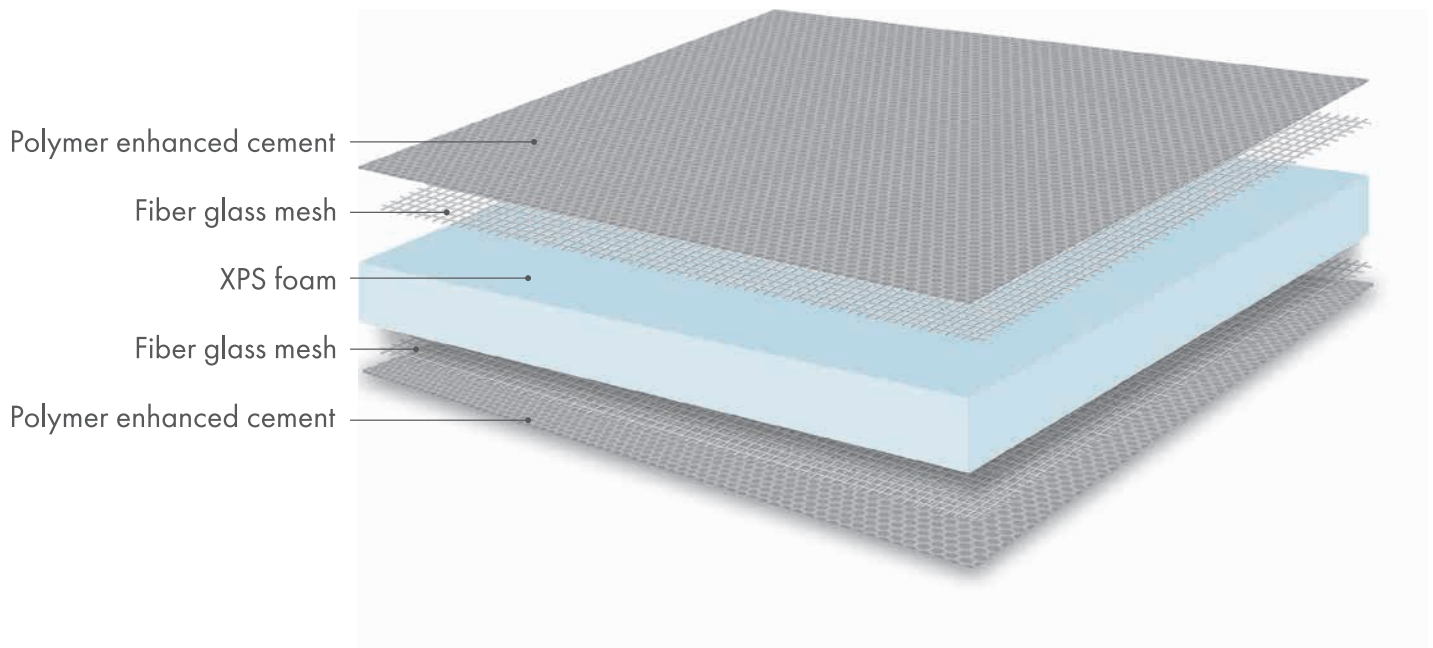
40% of underfloor heating gets lost through concrete floors. Marmox insulation boards are thin sheet boards designed to insulate the floor surface of new or existing buildings, saving up to 50% of the heat lost with conventional underfloor heating. This will significantly improve warmup time and greatly reduce running costs. When used over a wooden floor, Marmox also acts as a tile backer and will not absorb moisture when used in bathrooms or wet areas.

Features

- 💧 Energy saving / Energy efficient
- 💧 Acts as a thermal barrier and significantly reduces heat loss to the substrate
- 💧 Easy to work with and install into new and existing building projects
 - 💧 Over concrete using a flexible tile adhesive, similar to installing large tile
 - 💧 Over timber with glue and screw gun
- 💧 Removes the need for tile and slate underlay, provided the sub-floor is structurally sound and flat
- 💧 Completely water resistant and will not absorb moisture, making it ideal for bathrooms and wetrooms
- 💧 Acts as an excellent acoustic barrier when used upstairs
- 💧 Reduces foot noise on concrete floors

Thickness* (mm)	Width (mm)	Length (mm)	Weight (kg/ board)	Density (kg/m)	Thickness of the foam (m)	R value (m.K/W)	Thermal transmittance (W/m ² x K) 100°C ambient temp difference	Thermal transmittance (W/m ² x K) 350°C ambient temp difference
6	600	1250	2.0	445	0.005	0.16	3.19	3.54
10	600	1250	2.2	290	0.009	0.28	2.33	2.52

*Insulation boards of thicknesses 20mm, 30mm and 50mm are also available but have longer lead times.



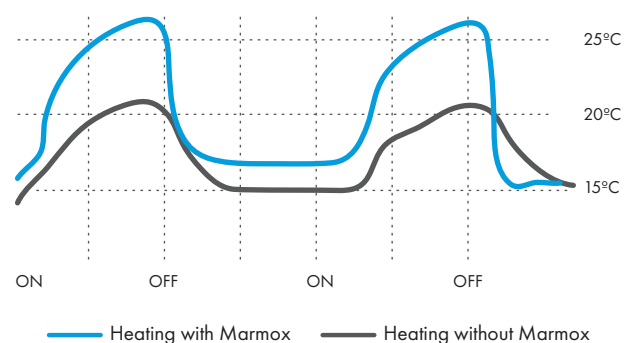
Fix Marmox to concrete or wooden floors with the appropriate flexible tile adhesive (Classification C2). Simply lay your heating element on top of the Marmox boards and then tile directly over again using a flexible tile adhesive. Quick and easy to install, Marmox boards are a perfect solution for insulating and waterproofing in one operation.

Technical Properties


Density	36kg/m ³
Thermal Conductivity	0.027 watt/mK
Thermal Conductivity	(5 years) 0.032 watt/mK
Compressive Strength	3.0 kg/cm ² (300kN/m ²)
Water Absorption (Immersion)	0.02% by vol
Water Absorption (Capillary)	Nil
Coefficient of Linear Expansion	30 x 10.6
Flammability	B1 Class '0'

The Benefits of Using Marmox in Your Home

Heating on/off



Ready to Tile Over Shower Bases – Sizing Guide



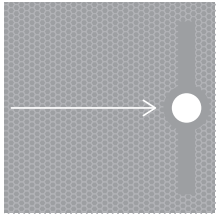
Low-cost easy to install waterproof base used in the design of a wet room. Marmox ready to tile over shower base is a floor level panel that can be cut to fit the shower area. It is placed directly onto a concrete or wooden floor or it can be recessed. The Marmox shower base will help you create a fully waterproof shower area with total ease.

Features

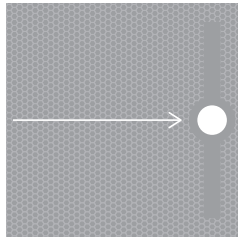
- 💧 Available in a range of sizes to suit all shower layouts
- 💧 It can be easily cut to fit all designs and is perfect for existing timber and concrete floors
- 💧 Acoustically better than screed
- 💧 Hygienic as there is no moisture build up
- 💧 Preformed (with appropriate falls)
- 💧 Lightweight
- 💧 Suitable for all water based waterproofing and tiles




CHANNEL – Trough Drain Traverse & Longitudinal




1000 x 1000 x 25 mm
MXPST 1.0-1.0 TDTV



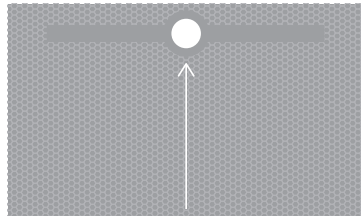
1200 x 1200 x 25 mm
MXPST 1.2-1.2 TDTV



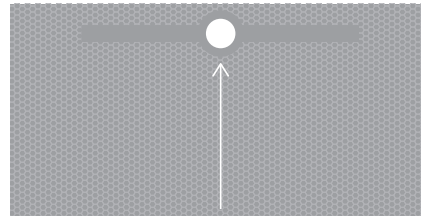
1000 x 1500 x 25 mm
MXPST 1.0-1.5 TDTV



1000 x 2000 x 25 mm
MXPST 1.0-2.0 TDTV

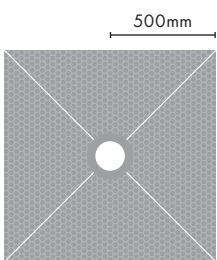


1000 x 1500 x 25mm
MXPST 1.0-1.5 TDLT

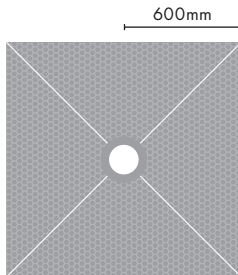


1000 x 2000 x 25mm
MXPST 1.0-2.0 TDLT

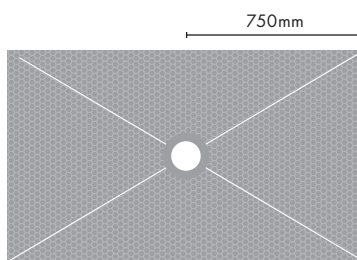
CENTRE



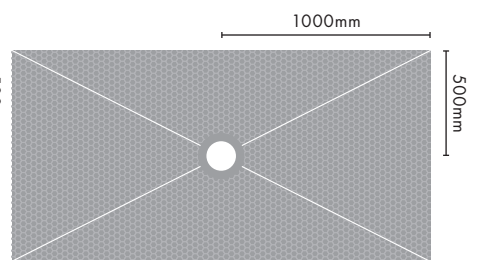
1000 x 1000 x 25 mm
MXPST 1.0-1.0 CD



1200 x 1200 x 25 mm
MXPST 1.2-1.2 CD

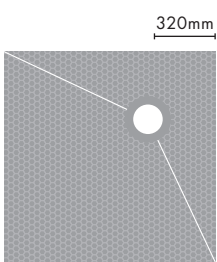


1000 x 1500 x 25 mm
MXPST 1.0-1.5 CD

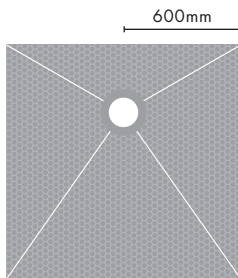


1000 x 2000 x 25 mm
MXPST 1.0-2.0 CD

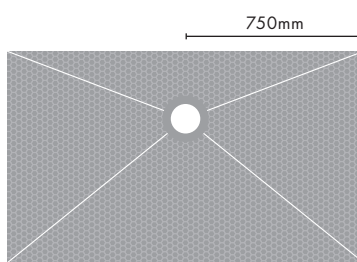
OFFSET



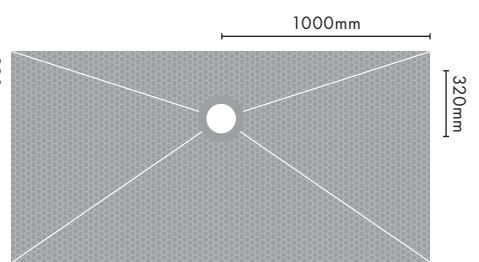
1000 x 1000 x 25 mm
MXPST 1.0-1.0 OFF



1200 x 1200 x 25 mm
MXPST 1.2-1.2 OFF

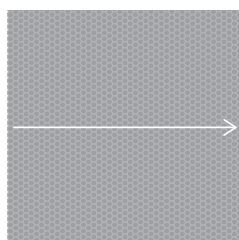


1000 x 1500 x 25 mm
MXPST 1.0-1.5 OFF




1000 x 2000 x 25 mm
MXPST 1.0-2.0 OFF

WEDGE




1200 x 1200 x 22 mm
MXPSW 1.2-1.2



1200 x 1600 x 26 mm
MXPSTW 1.2-1.6

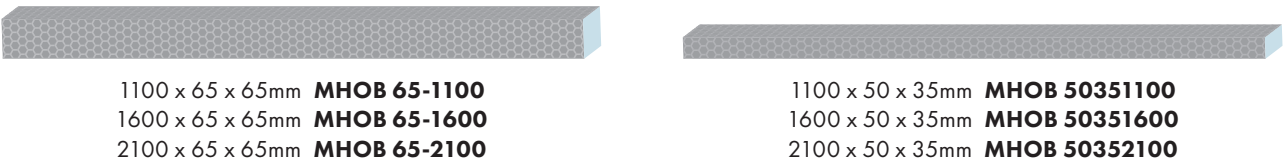
Fillets

Marmox fillets are extensions added or fitted to existing shower bases to increase their lengths/widths to the desired size.

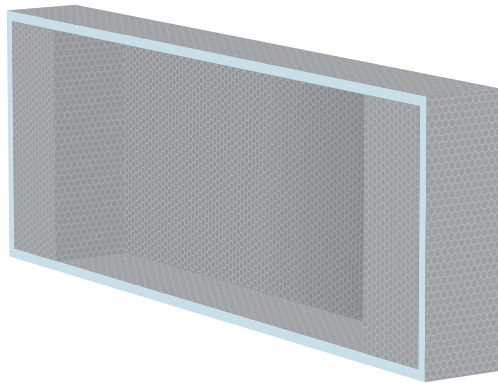


Shower Hobs

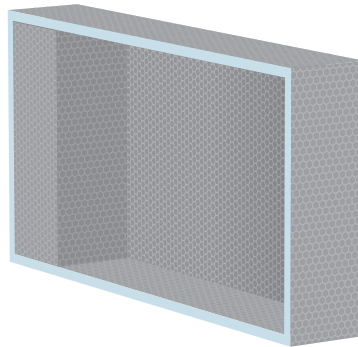
Marmox shower hobs are used to contain water within a shower enclosure. Available in 2 sizes and 3 lengths 1100mm, 1600mm and 2100mm. Note: Marmox shower hobs are not required for a level entry shower.




Pre-fabricated Shower Niches & Footrest – Flat-packed



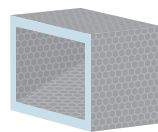
MNVP 930330
930 x 330mm
(External dimensions 955 x 355mm)



MNVP 630330
630 x 330mm
(External dimensions 655 x 355mm)

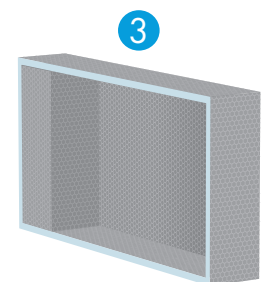
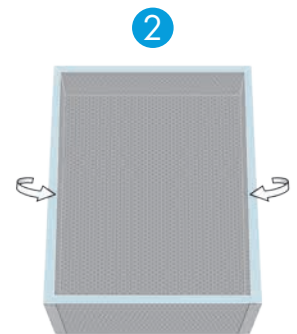
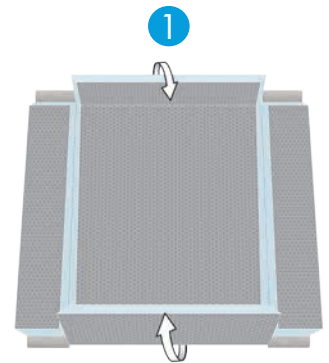


MNVP 330330
330 x 330mm
(External dimensions 355 x 355mm)



FOOTREST
180 x 120mm
(External dimensions 205 x 145mm)

Easily assembled



A Shower Niche is an elegant way to provide extra space for small shower items. The Marmox Shower Niche provides a low cost, easily installed and completely waterproof alternative for shower niche construction. Upgrade your bathroom shower area with an inexpensive and classy niche and/or footrest.

Features

- Available in flat packs which can be easily assembled
- Made from an extruded polystyrene core coated on either side with a thin but robust layer of fibreglass reinforced polymer concrete
- Ready to waterproof and then tile
- Lightweight and easy to work with
- 12.5mm thick and fits wall cavities 86mm or deeper
- Can be used to form a recess for toiletries within showers and other wet areas
- Perfect for a DIY bathroom

WARNING Do not use solvent based adhesives to assemble this product

Slimline Drains

The Marmox Slimline drains have been crafted from the highest quality stainless steel and to the finest detail creating a luxurious finish to any bathroom.

Features

- Outlet size $\varnothing 65\text{mm}$
- Available in 2 styles Brushed Stainless and Mesh
- Superior fall/centre outlet
- Manufactured from maintenance-free high quality materials
- 316 grade stainless steel



Brushed Stainless Slimline Drain
110 x 110 x 14mm $\varnothing 65\text{mm}$ **FD11XS65-SLB**



Mesh Slimline Drain
110 x 110 x 14mm $\varnothing 65\text{mm}$ **FD11XS65-SLM**

Channel Drains (from Tranquillity)

tranquillity
bathroom collection



Brushed Stainless Solid Channel Drain
800 / 1000 / 1200mm x 69 x 21mm $\varnothing 45\text{mm}$
FDTB 800 SS / FDTB 1000 SS / FDTB 1200 SS



Mesh Channel Drain
800 / 1000 / 1200mm x 69 x 21mm $\varnothing 45\text{mm}$
FDM 800 / FDM 1000 / FDM 1200




Tile Insert Channel Drain
800 / 1000 / 1200mm x 69 x 21mm $\varnothing 45\text{mm}$
FDT 800 / FDT 1000 / FDT 1200

Shower Tray Kits

Marmox now offers ready to tile over shower bases in easy to install kits. These kits are designed for quick, uncomplicated installation. Every kit is supplied with simple, clear installation instructions.


Option 1 – Marmox Shower Tray Kit (channel drain):

💧 Marmox Shower Tray 💧 Flange




Option 2 – Marmox Shower Tray Kit (centre drain):

💧 Marmox Shower Tray 💧 Flange



To be purchased separately (not included in the above kits):

💧 Cement based flexible tile adhesive (Classification C2) 💧 Drain (refer to page 7)



OR



For more information please call **0800 MARMOX** (0800 627 669)



Marmox New Zealand Ltd

T 0800 627 669 F 09 820 7090 E info@marmox.co.nz W www.marmox.co.nz
483A Rosebank Road, Avondale, Auckland 1026 PO Box 19144, Avondale, Auckland 1746